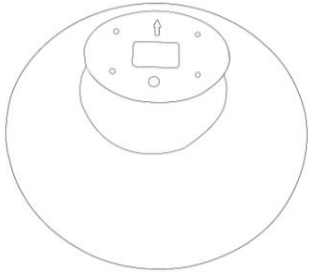
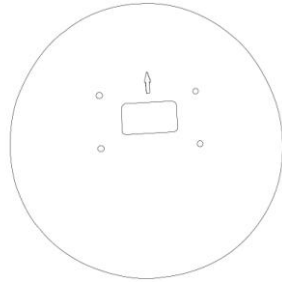


ILLUSTRATION

ALL SPARE PARTS:



A : 1pc



B:1pc


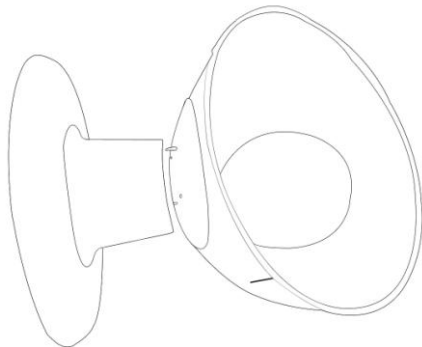
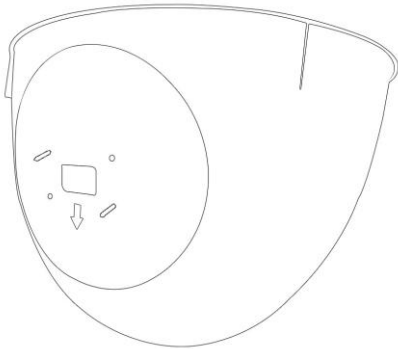


C: 1pc



SCREW: 4pcs

STEP



1. Put B close to A ,and use two screw to screw them through.

2. Put the screws into the corresponding holes which on A , then tighten the screws

3. Put other two screws into the holes, then tighten the screws

P.S: all the arrows which on A& B are pointing to the back of the house

